

SFN



Electronic variation of the belt speed and cylinders opening display (Luxe version)

SFN Sheeter *Standard and Luxe*

Features

- Painted steel structure mounted on wheels, ABS thermoformed lid.
- Synthetic conveyor belts, polyurethane coated.
- Stainless steel catch pans for dough collection, belt supporting frames painted .
- Laminating cylinders Ø mm 840 with opening adjustable from 02 up to 50 mm.
- Thickness adjustment handle newly developed, ergonomic and accurate, with graduated double teeth scale. In the "Luxe" version the set value is visualized on display.
- Polyethylene scrapers, easily removable
- Rolling pins supports on both belt supporting frames, rolling pins supplied.

- The belt supporting frames can be lifted to reduce the machine dimensions when production has ended.
- System to reverse belt direction with double controls, manual and pedal.

Configurations and models

- **Standard** version, exit belt speed 60 cm/sec.
- **Luxe** version, exit belt speed variable from 12 to 60 cm/sec. with electronic regulation showing on display the set thickness.
- Models: see table.

Machinery complies with regulations


SHEETERS ON SF BASE		MODEL						
		SFN50-75	SFN50-100	SFN50-120	SFN60-100	SFN60-120	SFN60-140	SFN60-160
Belt width	mm	500	500	500	600	600	600	600
Belt length	mm	750	1000	1200	1000	1200	1400	1600
Cylinder diameter	mm	84	84	84	84	84	84	84
Cylinder opening	mm	0,2-55	0,2-55	0,2-55	0,2-55	0,2-55	0,2-55	0,2-55
Exit belt speed								
* "Standard" version	cm/sec.	60	60	60	60	60	60	60
* "Luxe" version	cm/sec.	12-60	12-60	12-60	12-60	12-60	12-60	12-60
Working overall dimensions	mm	970x2160	970x2660	970x3060	1070x2660	1070x3060	1070x3460	1070x3860
Resting overall dimensions	mm	970x900	970x1000	970x1100	1070x1000	1070x1100	1070x1200	1070x1300
Electrical power	kW	0,55	0,55	0,55	0,75	0,75	0,75	0,75
Weight	kg	180	190	200	220	230	240	250

Options and accessories

- Stainless steel construction
- CUTTING DEVICE BY ROLLERS (only for "Luxe" SFN 60/100-120-140-160 version) to be supplied with rollers complete with discs, triangular, round and oval (with smooth and toothed edge), square, rectangle cutting figures.



Cutting device



Interchangeable rollers

EXAMPLE CUTTING ROLLERS

Base x height mm	Raw weight gr	Pieces n°
130x170	50-80	3
70x85	14-20	6
70x102	17-23	5
80x102	20-27	5
90x127	28-35	4
110x127	35-45	4
100x170	40-55	3
150x170	60-90	3
170x170	70-100	3

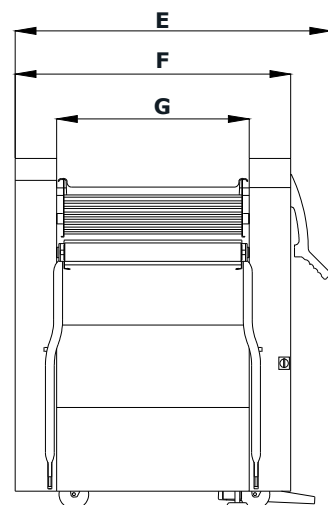
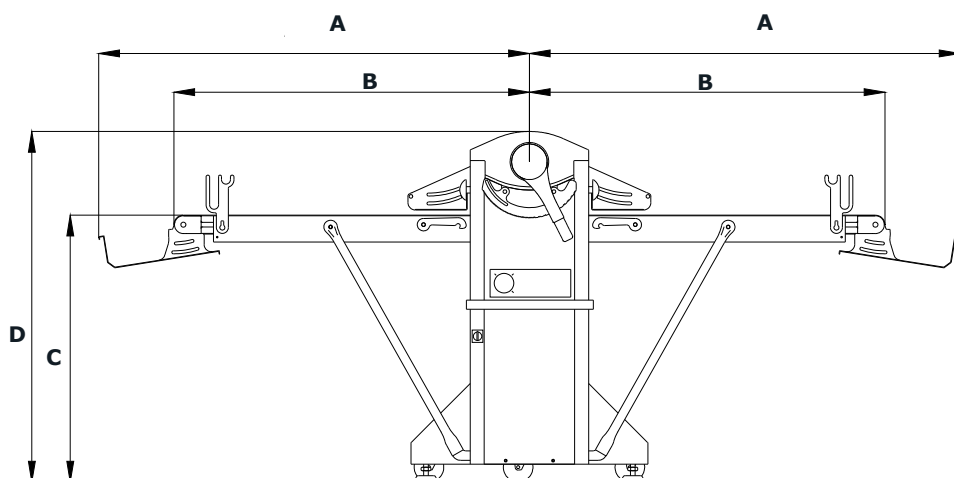

TRIANGLE (CROISSANT)

side mm	Raw weight gr	Pieces n°
110x110	50-80	5
130x130	70-100	4
170x170	120-170	3

SQUARE

diameter mm	Raw weight gr	Pieces n°
100	30-50	5
60	12-20	9
80	22-30	7
120	50-70	5
140	65-85	4
100	30-50	5
180x90	50-80	5

ROUND AND OVAL



MODELS

WORKING POSITION						
Lengths mm		heights		widths		
A	B	C	D	E	F	G

RESTING POSITION		
H	L	M

SFN50-75	1101	848	900	1182	965	830	550
SFN50-100	1253	1000					
SFN50-120	1453	1200					

830	1580	1700
830	1750	1850
960	1950	2050

SFN60-100	1253	1000	900	1182	1065	930	650
SFN60-120	1453	1200					
SFN60-140	1653	1400					
SFN60-160	1853	1600					

830	1750	1850
960	1950	2050
1090	2200	2300
1230	2300	2400

