

Alpha Depositor



Alpha Depositor Biscuit doser-dropper

Built by MONO, a British company belonging to the Aga Food Service group, like Esmach, the ALPHA electronic dosing-dropping machine for biscuits is a high-output machine that can produce an extensive selection of dropped biscuits and pastries, thanks to the wide range of customisation accessories available and adoption of the appropriate technological solutions according to the characteristics of the dough to be worked and the dimensions, weight and shape of the end product.

• Standard specifications and configuration


- Stainless steel structure mounted on wheels with rotating support.
- Can be combined with trays with width 400 mm and length 600/800/1000 mm.
- Stainless steel hopper with rollers suitable for working stiff dough.
- Easily removable extruder rollers, dishwasher-proof.
- "Turn and mould" dropping unit including plaque with 4 pointed lips and 4 smooth angle lips for stiff dough.
- Standard plaque with 5 pointed lips and 5 smooth lips.
- "Wire cut" production unit complete with cutting rack device and plaque with dies with choice of figures.
- Device for returning the tray to the loading side at the end of dropping, at the discretion of the operator.
- Electronic control panel fitted on adjustable support, complete with liquid crystal display, able to program and control all the work process parameters, up to 99 storable recipes.
- Max production capacity: 35 strokes/minute with dropping system, 27 strokes/minute with wire cut system.
- Power supply voltage: 230V single-phase.

Options/Accessories

- Stainless steel hopper with rollers for working soft dough, provided with 5 or 6-row pull-out plaque and set of smooth and pointed lips.
- Additional roller unit for soft dough hopper for inclusion of small solid ingredients in the dough up to max diameter 8 mm (chocolate chips, peanuts, sultanas etc.) avoiding crushing.
- "Turn and mould" plaque for soft dough provided with pointed and smooth lips made of alimentary plastic and in various diameters.
- Set of angle lips for soft dough turn and mould.
- 5-hole blade with figured plaque supports, without plaques.
- Set of 5 figured plaques for 5-hole blade - different figures.
- Plaque with additional wire cut dies, choice of figures.
- Blade suitable for sponge cake deposit.
- Tray sizes 400x600 - 400x800 - 400x1000 mm in blue sheet metal, with edge on longest side.

GENERAL SPECIFICATIONS

Hopper width	400 mm
Max. deposit capacity	17,5 lt/min
Hopper capacity	36 lt
Depth	1021 mm
Width	1175 mm
Height	1615 mm
Power	2.5 kW
Electrical power supply	V.230 singlephase
Min. distance between trays	50 mm
Weight	270 kg
Approx. dropping rate	35 cycles/min
Approx. wire cut rate	27 cycles/min
Number of programmes	99



Hopper for stiff dough




Hopper for soft dough




Electronic control panel



Pull-out plaque with smooth and pointed lips, for stiff dough




Turn and mould plaque for soft dough with smooth lips



Plaques with wire cut dies



Operation with wire cut system



Pull-out blade with figured plaques



Assorted figured plaques



Biscuits produced with wire cut and with smooth lips for stiff dough



Biscuits produced with figured plaques



Turn and mould dropped biscuits

ORDER SPECIFICATIONS

- ◆ Specify the length of the trays to combine (600 - 800 - 1000).
- ◆ Specify the dough recipe.
- ◆ Specify dimension and shape of the final product (possibly send a sample to us).

MODEL	Description
ALPHA	ALPHA DEPOSITOR biscuit doser-dropper

OPTIONS AND ACCESSORIES

Model	Description
<i>Tr/m</i>	<i>Stainless steel hopper with rollers for working soft dough with 5 or 6-row pull-out plaque, set of smooth lips and set of pointed lips</i>
<i>R/trpm</i>	<i>Additional roller unit for soft dough hopper</i>
<i>Sg/pm</i>	<i>Turn and mould plaque for soft dough</i>
<i>Set/pm</i>	<i>Set of angle lips for soft dough</i>
<i>L/pf</i>	<i>5-hole blade with figured plaque supports</i>
<i>Set/pf</i>	<i>Set of 5 figured plaques for 5-hole blade</i>
<i>M/tf</i>	<i>Plaque with additional wire cut dies, choice of figures</i>
<i>L/ps</i>	<i>Blade for sponge cake deposit</i>
<i>Tc/400-600</i>	<i>400x600 mm tray in blue sheet metal with edge on longest side</i>
<i>Tc/400-800</i>	<i>400x800 mm tray in blue sheet metal with edge on longest side</i>
<i>Tc/400-1000</i>	<i>400x1000 mm tray in blue sheet metal with edge on longest side</i>

TESTING WITH TECHNICIAN**€ 300.00 PER DAY****Excluding travelling time, board and accommodation, mileage.**